


The Notes tab can be used to capture and track comments related to the protocol.

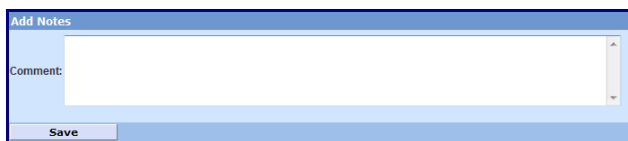
1. Click on the Notes link.



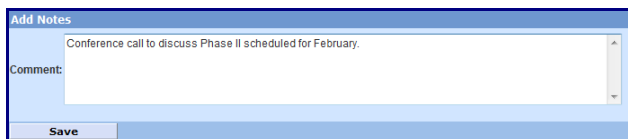
The **Protocol Notes** screen displays:



2. Click on Add and the Add Notes field displays.



3. Enter a note in the Comment field and click Save.



4. The saved note displays.

