

YDS BY THE NUMBERS

As the following statistics indicate, YDS continues to be a vibrant intellectual community composed of students from a wide variety of religious traditions. Graduates use their theological education in a diverse array of settings including pastoral ministry, social service, and education. The financial condition of the school remains healthy, due in large measure to the generosity of our alumni and friends of theological education. We continue to meet our goals as a self-support school within Yale and have made significant progress in providing financial aid to our students.

YALE DIVINITY SCHOOL STUDENT PROFILE

ENROLLMENT BY AGE 2008-09

Under 25	173
25-29	71
30-34	40
35-39	14
40-49	35
Over 50	47

ENROLLMENT BY PROGRAM AND GENDER 2008-09

	WOMEN	MEN
M.Div.	114	102
M.A.R.	72	74
S.T.M.	5	15
Non-degree	5	5
TOTAL	196	196

ADMISSIONS AND YIELD FALL 2008

	M.Div.	M.A.R.	S.T.M.	TOTAL
Admit	60%	55%	32%	54%
Yield	50%	48%	42%	48%

CLASS OF 2008

GRADUATES BY PROGRAM

M.Div.	68
M.A.R.	55
S.T.M.	8
TOTAL	131

STUDENT DIVERSITY 2008-09

Black Non-Hispanic	37
Asian or Pacific Islander	17
Hispanic/Latino	9
Native American	0
White Non-Hispanic	241
Other	5

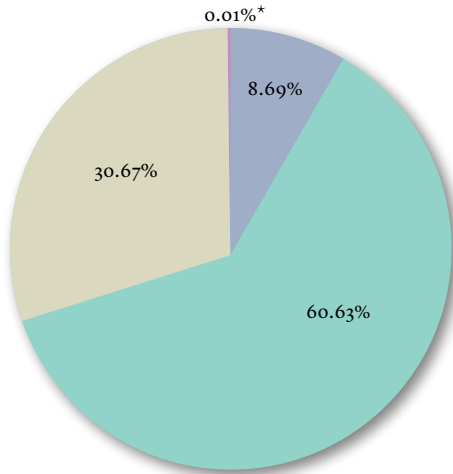
INTERNATIONAL STUDENTS 2008-09

Bahamas	1
Belarus	1
Canada	7
China	2
Columbia	1
Germany	3
Ghana	1
Hong Kong	2
India	1
Jamaica	1
Kenya	3
Korea, Republic of	13
Latvia	1
Malaysia	1
Mexico	1
Poland	1
Portugal	1
Serbia	1
Sudan	1
Taiwan	1
United Kingdom	4

MAJOR FAITH TRADITIONS REPRESENTED 2008-09

A.M.E.	4
Anglican	8
Assemblies of God	4
Baptist	18
Baptist, American	2
Baptist, Southern	2
Buddhist	2
Christian Reformed Church of N. Am.	3
Church of God	1
Church of God in Christ	2
Church of the Nazarene	1
Churches of Christ	5
Congregational (not UCC)	3
Disciples of Christ	2
Eastern Orthodox	2
Episcopal	70
Evangelical	6
Greek Orthodox	1
Interdenominational	10
Jewish	2
Jewish, Reformed	1
Latter Day Saints	4
Lutheran	6
Lutheran (ELCA)	19
Lutheran, Missouri Synod	2
Mennonite	1
Methodist, United	23
Muslim	1
Non-denominational	4
Other	11
Pentecostal	2
Presbyterian (non-US)	4
Presbyterian (USA)	14
Presbyterian, Other	4
Presbyterian, PCA	6
Protestant	1
Roman Catholic	33
Unitarian	1
United Church of Christ	19
Unspecified	6

GIFTS



GIFTS (FOR CURRENT OPERATIONS)

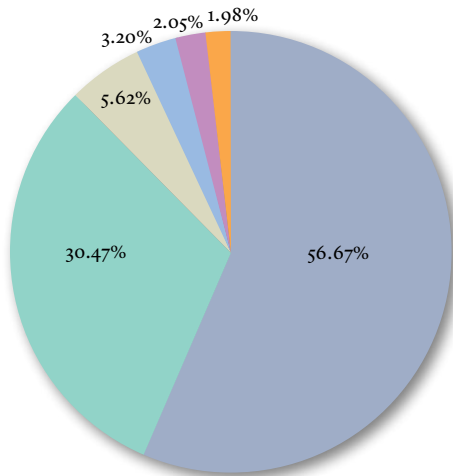
1. Student Financial Aid	\$ 418,415	8.69%	
2. Other Restricted	\$ 2,920,486	60.63%	
TOTAL RESTRICTED	\$ 3,338,901		
3. Unrestricted	\$ 0		
TOTAL UNRESTRICTED	\$ 0		
TOTAL CURRENT OPERATIONS	\$ 3,338,901		

GIFTS (FOR CAPITAL PURPOSES)

4. Endowment and similar funds: unrestricted income	\$ 0		
5. Endowment and similar funds: restricted income	\$ 1,477,335	30.67%	
6. Property, buildings, and equipment	\$ 400	0.01%*	
TOTAL-CAPITAL PURPOSES	\$ 1,477,735		
GRAND TOTAL (ALL GIFTS)	\$ 4,816,636		

* less than 1/1000th of a percent

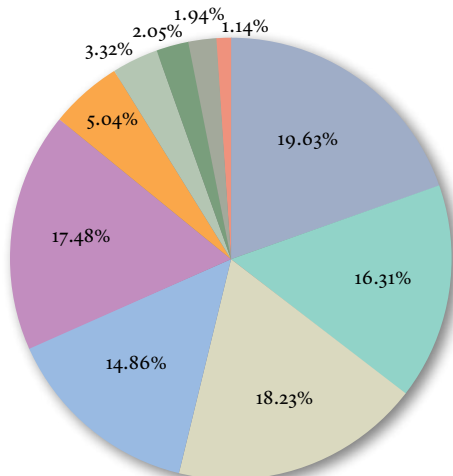
REVENUES AND OTHER SUPPORT



REVENUES AND OTHER SUPPORT

1. Investment income	\$ 12,739,147	56.67%	
2. Tuition and fees	\$ 6,849,107	30.47%	
3. Contributions from other organizations and individuals	\$ 1,263,696	5.62%	
4. Grants, contracts, and appropriations	\$ 719,386	3.20%	
5. Auxiliary enterprises	\$ 461,866	2.05%	
6. Other sources	\$ 445,012	1.98%	
TOTAL REVENUES, GAINS, AND OTHER SUPPORT	\$ 22,478,214		

EXPENDITURES



EXPENDITURES

1. Instruction	\$ 4,251,992	19.63%	
2. Scholarships and fellowships	\$ 3,531,787	16.31%	
3. Academic support	\$ 3,947,559	18.23%	
4. Institutional support	\$ 3,218,933	14.86%	
5. Operation and maintenance of plant	\$ 3,786,083	17.48%	
6. Library	\$ 1,091,275	5.04%	
7. Research	\$ 719,386	3.32%	
8. Auxiliary enterprises	\$ 444,292	2.05%	
9. Admissions	\$ 419,840	1.94%	
10. Student services	\$ 247,846	1.14%	
TOTAL EXPENDITURES	\$ 21,658,993		
CAPITAL MAINTENANCE & OPERATING RESERVES	\$ 856,876		
CARRYOVER FUND BALANCES	\$ 2,704,480		